

Multi Wing Acoustic Folding Door

Noise Control	R_{w,P} 43 dB	in accordance with DIN EN ISO 10140-2
Air Tight	Class 4	in accordance with DIN EN 12427
Rain and Fire Water Tight	Class 3	in accordance with DIN EN 12489
Wind Tight	Class 4	in accordance with DIN EN 12444

* Shot Inhibiting	FB4	in accordance with DIN EN 1522
* Burglar Proof	RC 4	in accordance with DIN EN 1627
* Pressure resistant	up to 5 kPa	in accordance with DIN EN 13124-1
* Glazing		
* Pedestrian door		
* Stainless steel		

Range of Dimensions: **Width from 2500 mm to 5000 mm**
Height from 1750 mm to 5000 mm

(* special options see back of page)

Technical specification and text for invitation to tender

Product:	SFT multi wing acoustic folding steel door brand Buchele In accordance with DIN EN ISO 10140-2
Door Type:	SFT 43
Noise controll R_{w,P}	43 dB
No. of wings:	3 to 8 wings
Dimensions: x mm
Door Leaf:	Double walled, level 85 mm thick steel door leaf without hinge embossing, three sides folded with thick rebate and adjustable fixed sealing profile in the fold. Without bottom stop with duplex tow sealing system. Special insulating inserts completely laid in and glued.
Sill:	Threshold profile barrier-free hump sill. Surface galvanized welded to the frame. Threshold profile as barrier-free hump sill surface galvanized welded to the frame. With ground sleeve for the bottom dead bolt.
Frame:	Three-sided circumferential folded corner frame with high-quality multi-chamber sealing profile adjustable fixed in the three sided groove. Upper continuous folded weather protection sheet.
Hinges:	Three part height-adjustable construction hinges with hinge pin retention and ball-bearing spacer ring for smooth door movement.
Fitting:	Mortice lock with latch lever function in accordance with DIN EN 12209 (prepared for installation of a profile cylinder lock provided by customer). Door handle set in accordance with DIN EN 1906 firmly installed turnable synthetic material black in U-shape with rounded short-plate. Inactive leaf with attached bolt and lateral swiveling loop handle. Dead bolt made of flat bar steel. For relief of the inactive leaf double paired ball-bearing track roller in C-rail. Opening angle 90° (optionally 180°).

Surface: Door leaf and frame galvanized and primed with one component primer similar RAL 7001.

Mounting: Delivery and professional assembly including filling of the cavities in the frame with mortar of group III.

Special Models

Standard Glazing: Glazing held by profiled and visibly screwed steel glazing bars. Minimum frieze width 125 mm side and top, base 340 mm.

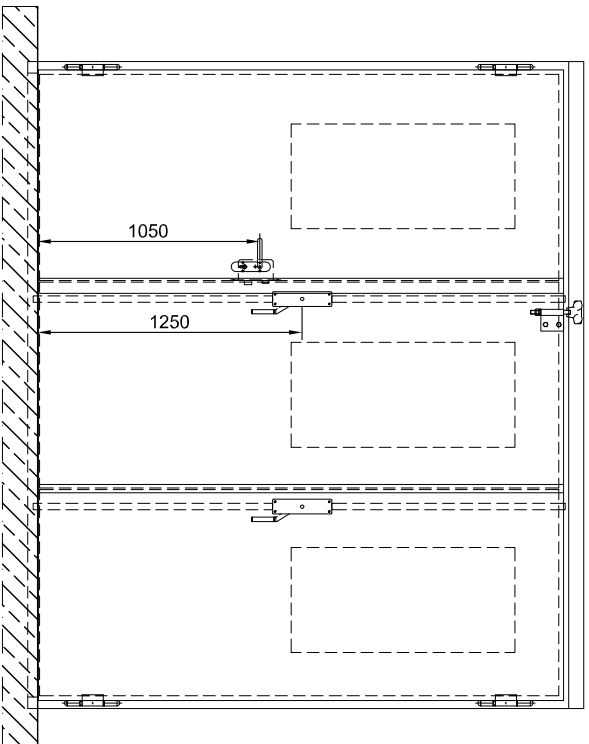
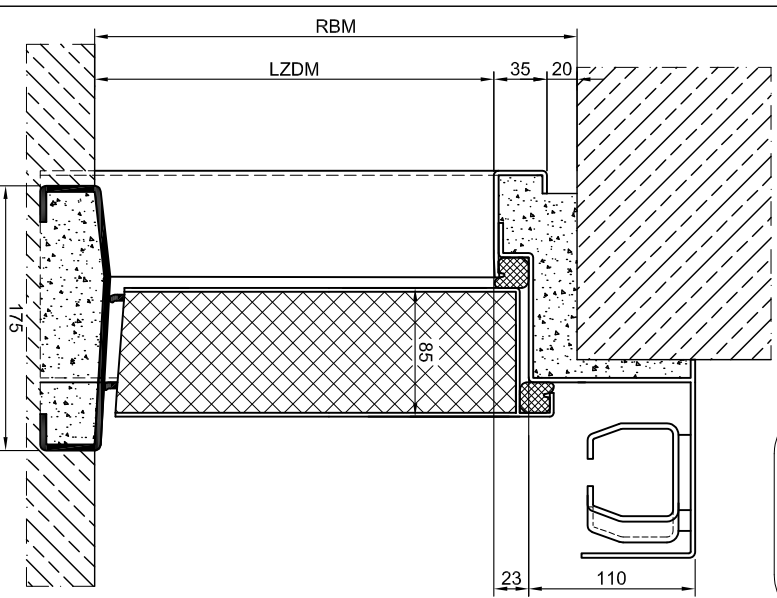
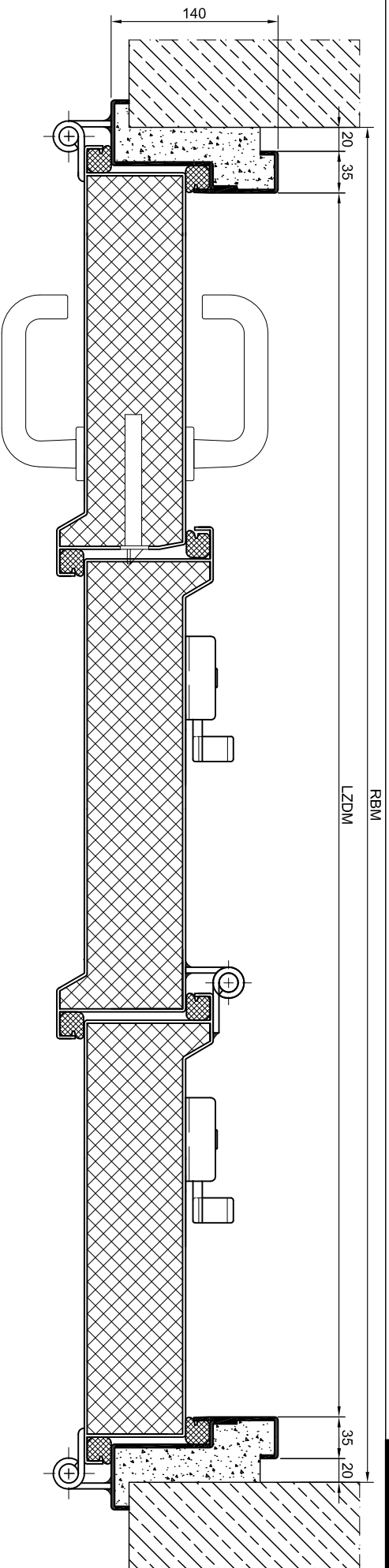
Pedestrian door: Double walled, level 85 mm thick steel door leaf, four-sided folded with thick rebate and adjustable fixed sealing profile in fold. With bottom stop. Special insulating inserts completely laid in and glued. Mortice lock with latch lever function in accordance with DIN EN 12209 (prepared for installation of a profile cylinder lock provided by customer). Door handle set in accordance with DIN EN 1906 firmly installed turnable aluminium F1 in U-shape with rounded short-plate.

AB PORTE & DØRE

Når det gælder arkitektur, funktionalitet og sikkerhed

The Art
of Doors

SFT 43



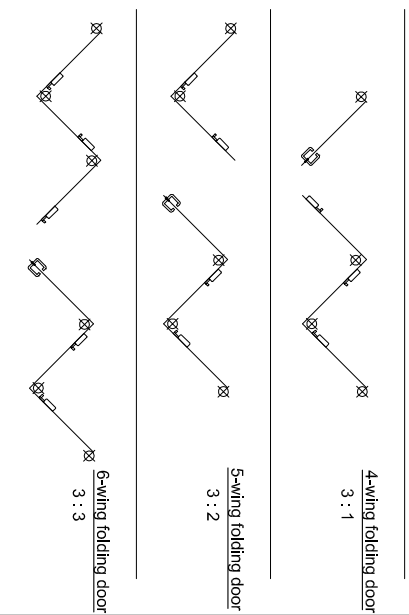
Wing partition

3-wing folding door
2 : 1

4-wing folding door
3 : 1

5-wing folding door
3 : 2

6-wing folding door
3 : 3



technische Änderungen vorbehalten - Stand 01/17

AB Porte & Døre ■ Sleipnersvej 17 ■ 4100 Ringsted ■ Tlf. 72 119 199

www.abporte.dk ■ info@abporte.dk